

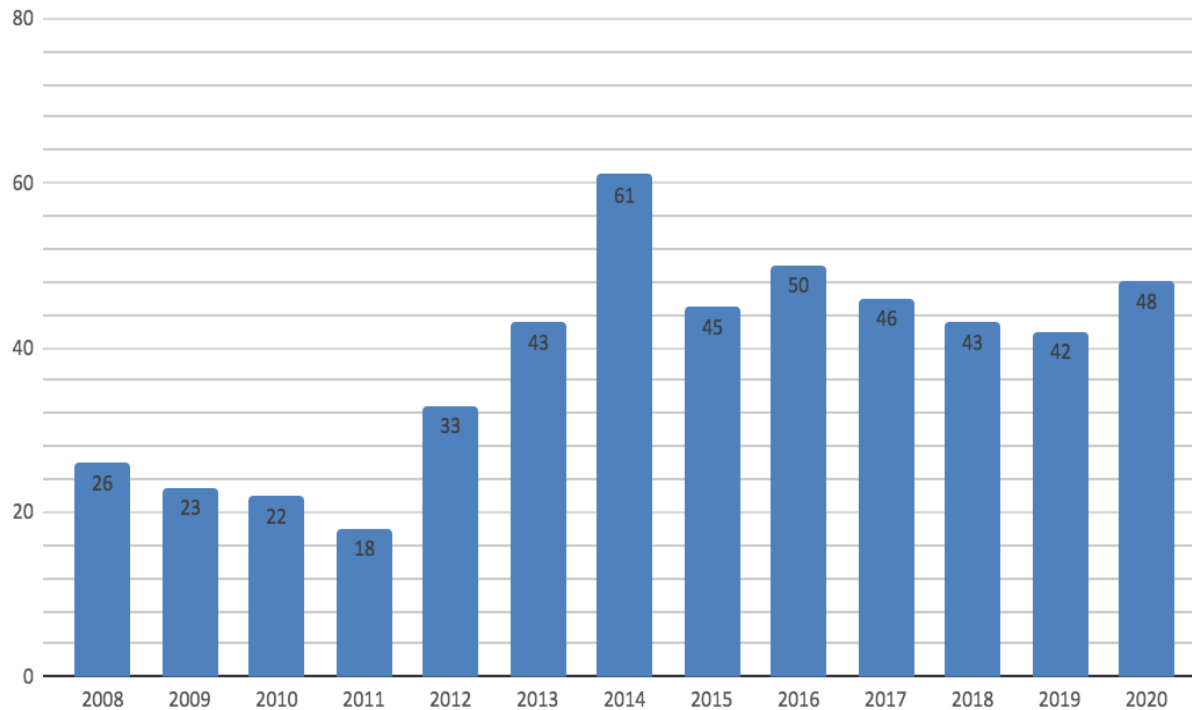


2020 Sudzers Financial Report

Derek Wolfgram, Sudzers CFO
January 10, 2021

Membership

Paid Sudzers Members, 2008-2020

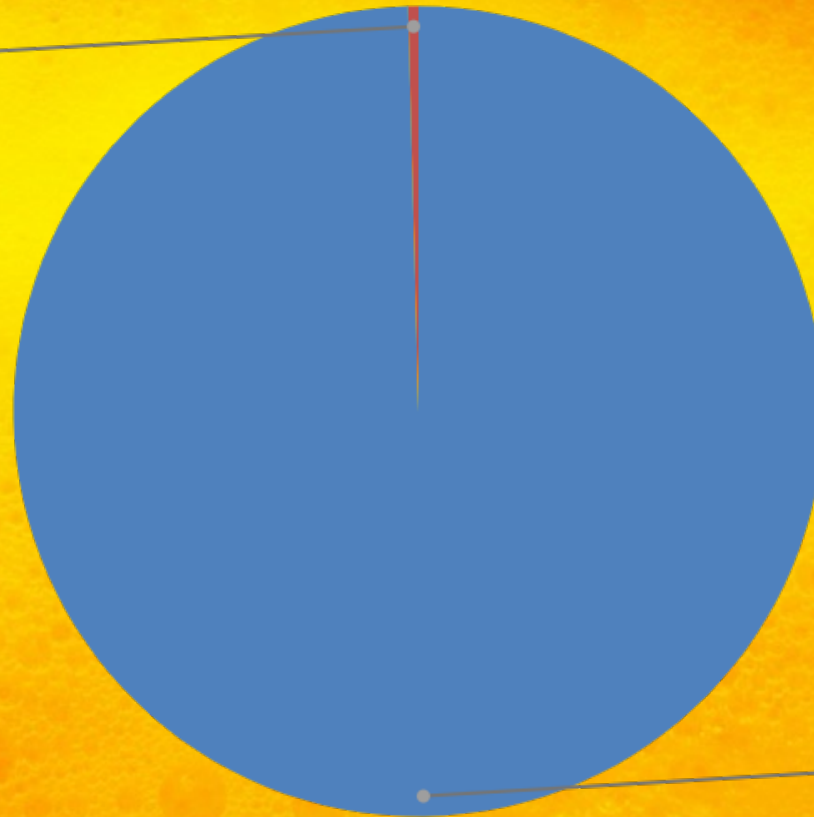


- 48 paid members in 2020
- 34 renewing members
- 14 new or returning members
- 8 departed members (fewest since 2012)

Financials - Revenues

Sudzers 2020 Revenues - \$1226.19

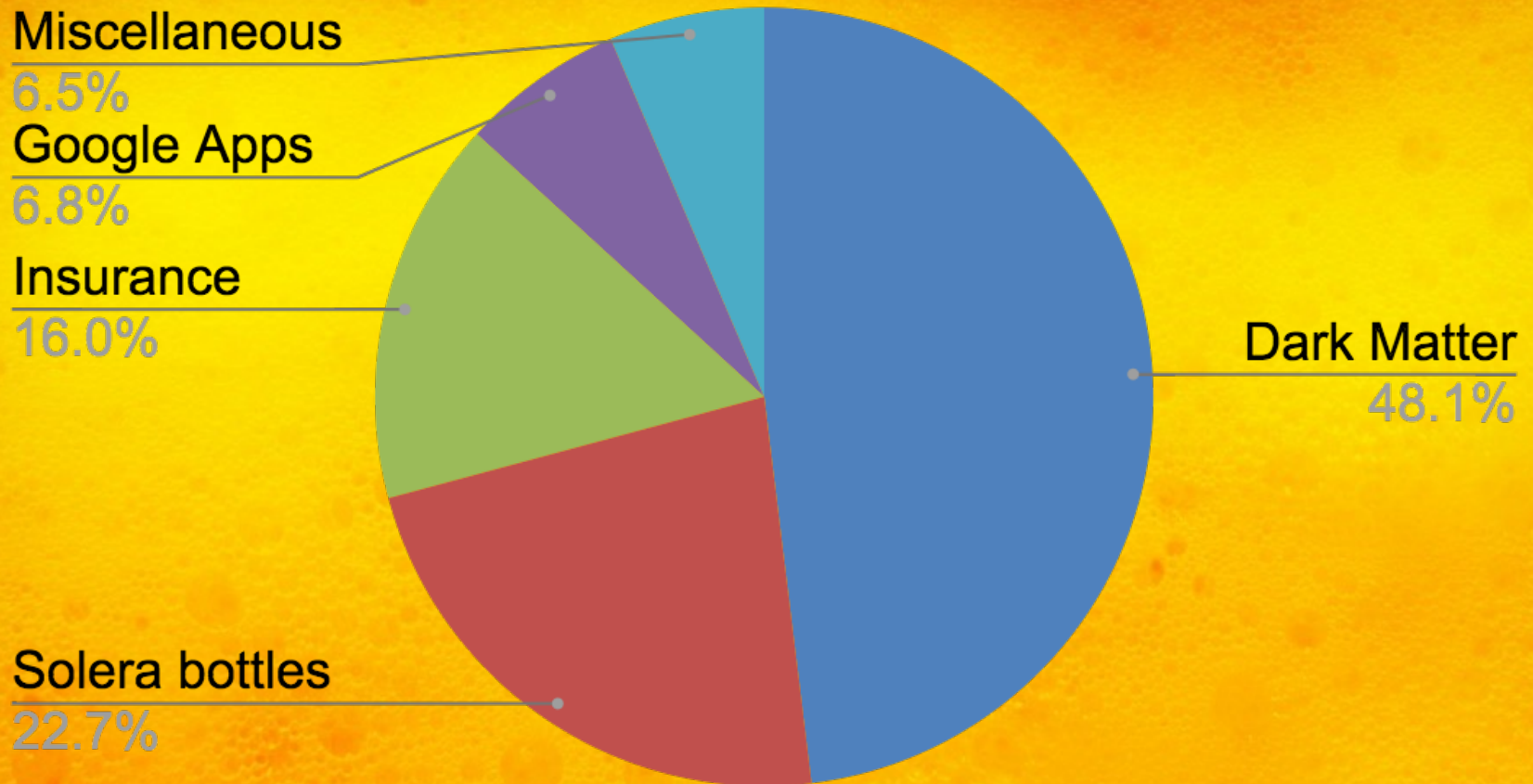
Shirts
0.4%



Dues
99.6%

Financials - Expenditures

Sudzers 2020 Expenditures = \$1064.01



Financials - Summary

Revenues		Expenditures	
Dues	\$ 1,221.19	Dark Matter	\$511.35
Shirt Sales	\$ 5.00	Solera bottles	\$242.00
		Insurance	\$170.00
		Google Apps	\$72.00
		Miscellaneous	\$68.66
Total	\$ 1,226.19	Total	\$1,064.01

Balance History

	Beginning of Year balance	Revenues	Expenses	End of Year Balance
2015	\$ 451.41	\$ 1,405.00	\$ (863.33)	\$ 993.08
2016	\$ 993.08	\$ 1,912.34	\$ (1,733.83)	\$ 1,171.59
2017	\$ 1,171.59	\$ 1,560.00	\$ (1,862.18)	\$ 869.41
2018	\$ 869.41	\$ 1,483.97	\$ (1,721.83)	\$ 631.55
2019	\$ 631.55	\$ 1,128.97	\$ (777.28)	\$ 983.24
2020	\$ 983.24	\$ 1,226.19	\$ (1,064.01)	\$ 1,145.42

Inventory

2020	Qty	Each	Inv	Sales
Gen 7 T-Shirts, Waffle				
Initial inventory	1	\$ 5.00	\$ 5.00	
Sales	1	\$ 5.00		\$ 5.00
Ending on hand inventory	0	\$ 5.00	\$ -	
Gen 8 Shirts, Polo				
Initial inventory	1	\$ 10.00	\$ 10.00	
Sales	0	\$ 10.00		\$ -
Ending on hand inventory for sales	1	\$ 10.00	\$ 10.00	
BOH Shirt Inventory	2		\$ 10.00	
EOH Shirt Inventory	1		\$ 10.00	
2020 Shirt Sales	1			\$ 5.00

2020 Sudzers Financial Report

Derek Wolfgram, Sudzers CFO
January 10, 2021